





630W **LB**
Series





 Higher power generation better LCOE

 n-type with very Lower LID

 Better Temperature Coefficient

 Better low irradiance response

 12-year product warranty

 30-year linear power output warranty

**n-type Bifacial Double Glass
High Efficiency Mono Module
JAM72D42 LB**

605-630

Comprehensive Certificates

- IEC 61215, IEC 61730
- ISO 9001: 2015 Quality management systems
- ISO 14001: 2015 Environmental management systems
- ISO 45001: 2018 Occupational health and safety management systems
- IEC 62941: 2019 Terrestrial photovoltaic (PV) modules - Quality system for PV module manufacturing



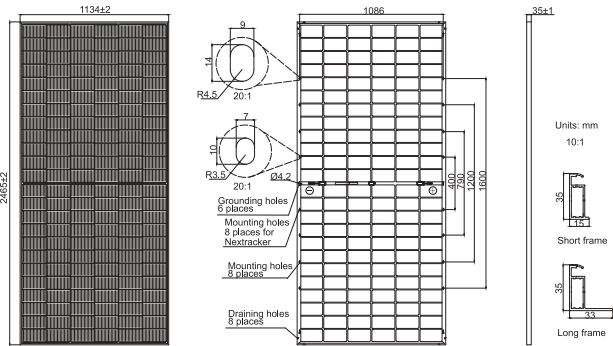


630W

605-630

JAM72D42

LB
 Series



Remark: customized frame color and cable length available upon request

Cell	Mono-16BB
Weight	34.6kg
Dimensions	2465±2mm×1134±2mm×35±1mm
Cable Cross Section Size	4mm ² (IEC), 12 AWG(UL)
No. of cells	144(6×24)
Junction Box	IP68, 3 diodes
Connector	QC 4.10-351/ MC4-EVO2A
Cable Length (Including Connector)	Portrait: 300mm(+)/400mm(-); 800mm(+)/800mm(-)(Leapfrog) Landscape: 1500mm(+)/1500mm(-)
Front Glass/Back Glass	2.0mm/2.0mm
Packaging Configuration	31pcs/Pallet, 496pcs/40HQ Container

ELECTRICAL PARAMETERS AT STC

TYPE	JAM72D42 -605/LB	JAM72D42 -610/LB	JAM72D42 -615/LB	JAM72D42 -620/LB	JAM72D42 -625/LB	JAM72D42 -630/LB
Rated Maximum Power(Pmax) [W]	605	610	615	620	625	630
Open Circuit Voltage(Voc) [V]	51.27	51.47	51.67	51.86	52.05	52.24
Maximum Power Voltage(Vmp) [V]	42.91	43.11	43.31	43.51	43.71	43.90
Short Circuit Current(Isc) [A]	14.83	14.88	14.93	14.98	15.03	15.08
Maximum Power Current(Imp) [A]	14.10	14.15	14.20	14.25	14.30	14.35
Module Efficiency [%]	21.6	21.8	22.0	22.2	22.4	22.5
Power Tolerance	0~+5W					
Temperature Coefficient of Isc(α _{Isc})	+0.046%/ C					
Temperature Coefficient of Voc(β _{Voc})	-0.260%/ C					
Temperature Coefficient of Pmax(γ _{Pmp})	-0.300%/ C					
STC	Irradiance 1000W/m ² , cell temperature 25 °C, AM1.5G					

Remark: Electrical data in this catalog do not refer to a single module and they are not part of the offer. They only serve for comparison among different module types.

ELECTRICAL CHARACTERISTICS WITH 10% SOLAR IRRADIATION RATIO

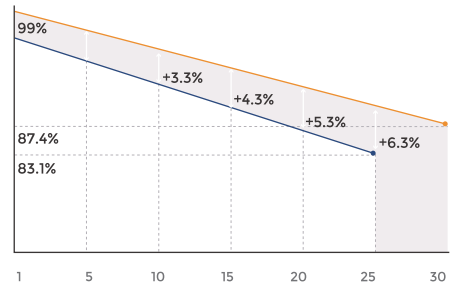
TYPE	JAM72D42 -605/LB	JAM72D42 -610/LB	JAM72D42 -615/LB	JAM72D42 -620/LB	JAM72D42 -625/LB	JAM72D42 -630/LB
Rated Max Power(Pmax) [W]	653	659	664	670	675	680
Open Circuit Voltage(Voc) [V]	51.27	51.47	51.67	51.86	52.05	52.24
Max Power Voltage(Vmp) [V]	42.91	43.11	43.31	43.51	43.71	43.90
Short Circuit Current(Isc) [A]	16.01	16.07	16.12	16.18	16.23	16.29
Max Power Current(Imp) [A]	15.23	15.28	15.34	15.39	15.44	15.50
Irradiation Ratio (rear/front)	10%					

*For NexTracker installations, maximum static load please take compatibility approve letter between JA Solar and NexTracker for reference.
 **Bifaciality=Pmax,rear/Rated Pmax,front

CHARACTERISTICS

Superior Warranty

1% 1st-year Degradation
 0.4% Annual Degradation Over 30 years

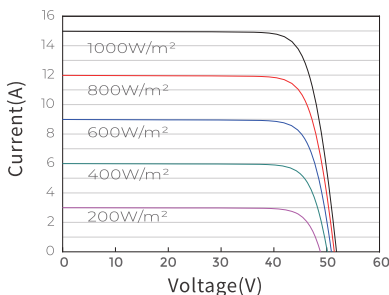


- n-type Bifacial Double Glass Module Linear Performance Warranty
- Standard Module Linear Performance Warranty

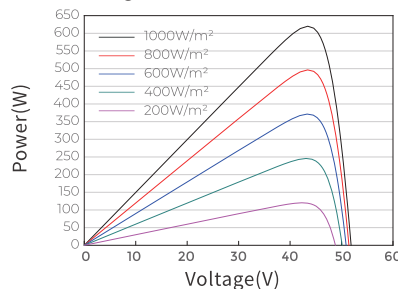
OPERATING CONDITIONS

Maximum System Voltage	1500V DC
Operating Temperature	-40 °C ~ +85 °C
Maximum Series Fuse Rating	30A
Maximum Static Load, Front*	5400Pa (112 lb/ft ²)
Maximum Static Load, Back*	2400Pa (50 lb/ft ²)
NOCT	45±2 °C
Bifaciality**	80%±10%
Fire Performance	UL Type 29

Current-Voltage Curve JAM72D42-620/LB



Power-Voltage Curve JAM72D42-620/LB



Current-Voltage Curve JAM72D42-620/LB

